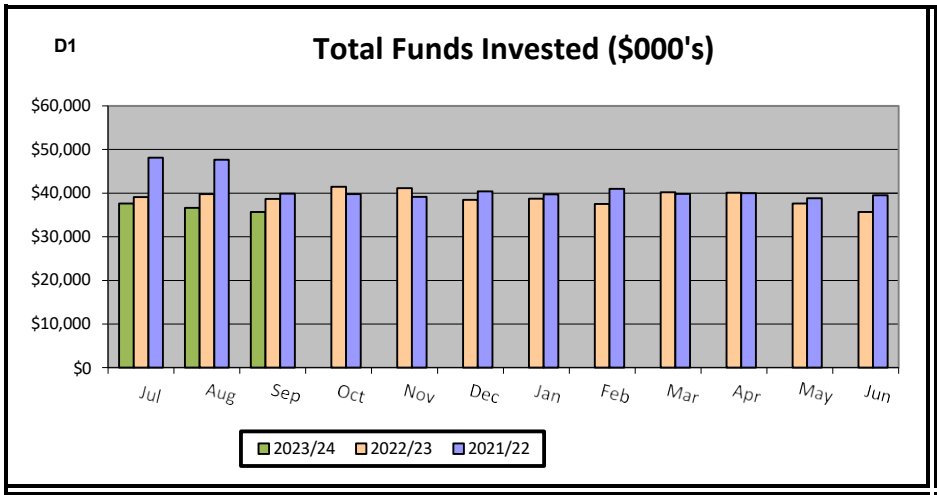
D1
Total Funds Invested ($000's)
$60,000
$50,000
$40,000
$30,000
$20,000
$10,000
$0
Jul
Aug
Sep
Oct
Nov
Dec
Jan
Feb
Mar
Apr
May
Jun
2023/24
2022/23
2021/22

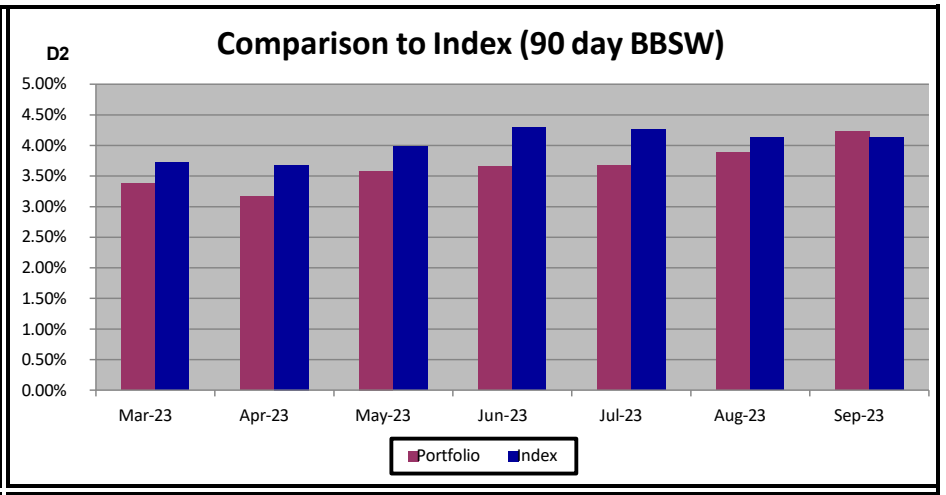
D2
Comparison to Index (90 day BBSW)
5.00%
4.50%
4.00%
3.50%
3.00%
2.50%
2.00%
1.50%
1.00%
0.50%
0.00%
Mar-23
Apr-23
May-23
Jun-23
Jul-23
Aug-23
Sep-23
Portfolio
Index

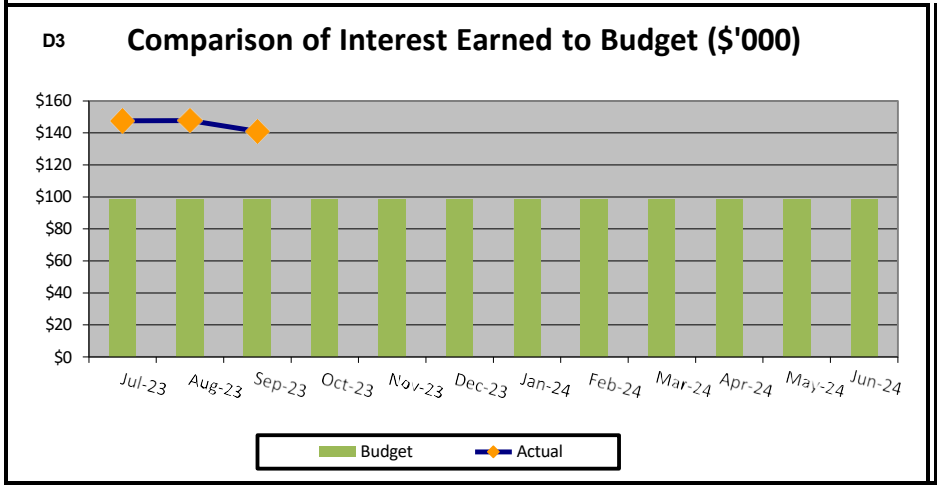
D3
Comparison of Interest Earned to Budget ($'000)
$160
$140
$120
$100
$80
$60
$40
$20
$0
Jul-23
Aug-23
Sep-23
Oct-23
Nov-23
Dec-23
Jan-24
Feb-24
Mar-24
Apr-24
May-24
Jun-24
Budget
Actual

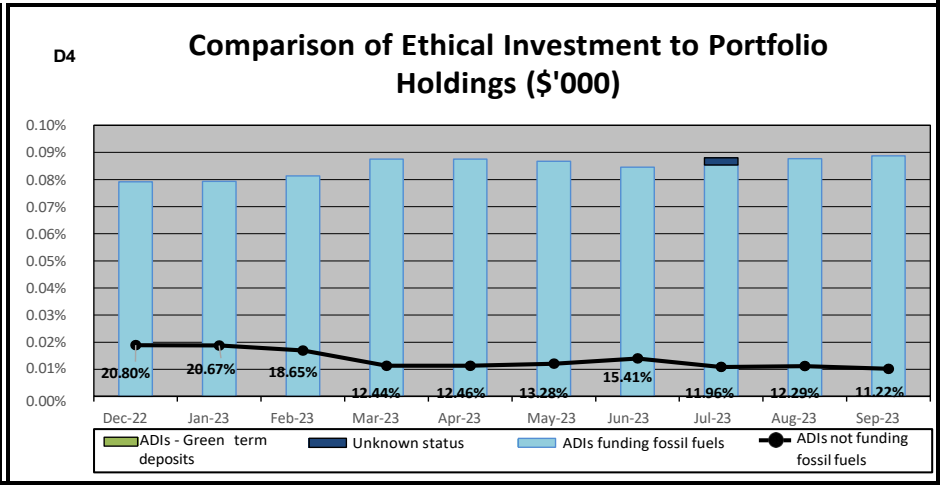
D4
Comparison of Ethical Investment to Portfolio Holdings ($'000)
0.10%
0.09%
0.08%
0.07%
0.06%
0.05%
0.04%
0.03%
0.02%
0.01%
0.00%
20.80%
20.67%
18.65%
12.44%
12.46%
13.28%
15.41%
11.96%
12.29%
11.22%
Dec-22
Jan-23
Feb-23
Mar-23
Apr-23
May-23
Jun-23
Jul-23
Aug-23
Sep-23
ADIs - Green term deposits
Unknown status
ADIs funding fossil fuels
ADIs not funding fossil fuels